



Annual Report and Accounts 2009 Financial Highlights

Group


Revenue (EUR m)




Operating profit* (EUR m)



Underlying fully diluted net profit (EUR m)

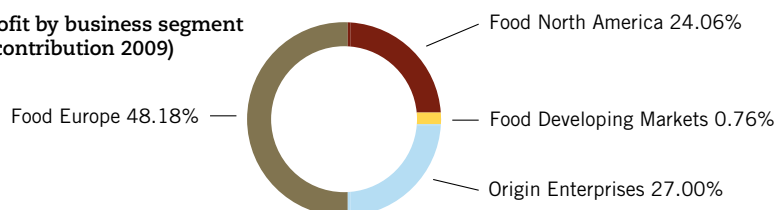


Underlying fully diluted EPS (cent)



Group segments' operating profit

Operating profit by business segment
(% of Group contribution 2009)



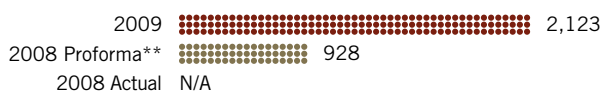
Operating profit Food Europe (EUR '000)



Operating profit Food North America (EUR '000)



Operating profit Food Developing Markets (EUR '000)



Operating profit Origin (EUR '000)



* Operating profit presented excluding contribution from associates and joint ventures and before intangible amortisation and impact of non recurring items.

** Proforma numbers presented including Hiestand Holding AG in the 2008 comparative.